

Java Foundations

**Data Types and
Variables, Boolean,
Integer, Char, String,
Type Conversion**



Your Course Instructors



George Georgiev




Svetlin Nakov

- Senior technical trainer @ SoftUni
 - C++, C#, Java, Data Structures and others
- Developer @ VirtualRacingSchool.com
 - Java, JavaScript, C++
- Experience
 - 6+ years training, 12+ years coding
- Wrote a driving simulator in the high school (DriveFreeZ award)
- Played around with OpenGL, Bullet Physics SDK, WinRT



- Software engineer, trainer, entrepreneur, inspirer, PhD, author of 15+ technical books



- 3 successful tech educational initiatives (350,000+ students)





The Judge System

The screenshot shows a 'Submissions' window with a table of results. The first row shows a submission with 100/100 points, a memory usage of 0.90 MB, and a time of 0.001 s. The submission date is 23:05:52 on 08.05.2019. A 'Details' button is visible next to the submission.

Points	Time and memory used	Submission date	
✓ 100 / 100	Memory: 0.90 MB Time: 0.001 s	23:05:52 08.05.2019	Details

**Sending your Solutions
for Automated Evaluation**

Testing Your Code in the Judge System



- Test your code online in the SoftUni Judge system:

<https://judge.softuni.org/Contests/3294>

The screenshot displays the SoftUni Judge system interface. The main window shows a code editor for a problem titled "01. Hello Java". The code in the editor is:

```
1 public class Main {
2     public static void main(String[] args) {
3         System.out.println("Hello, World!");
4     }
5 }
6
```

Below the code editor, the submission limits are listed:


- Allowed working time: 0.100 sec.
- Allowed memory: 16.00 MB
- Size limit: 16.00 KB
- Checker: Trim

The "Submissions" table shows the following data:

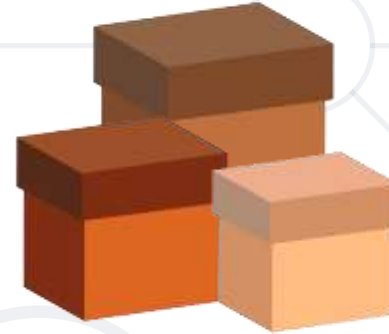
Points	Time and memory used	Submission date	
✓ 100 / 100	Memory: 0.90 MB Time: 0.001 s	23:05:52 08.05.2019	Details


Data Types and Variables

**Numerical Types, Text Types
and Type Conversion**



1. **Data Types** and Variables
2. **Integer** and **Real Number** Types
3. **Type Conversion**
4. **Boolean** Type
5. **Character** and **String** Types





Data Types

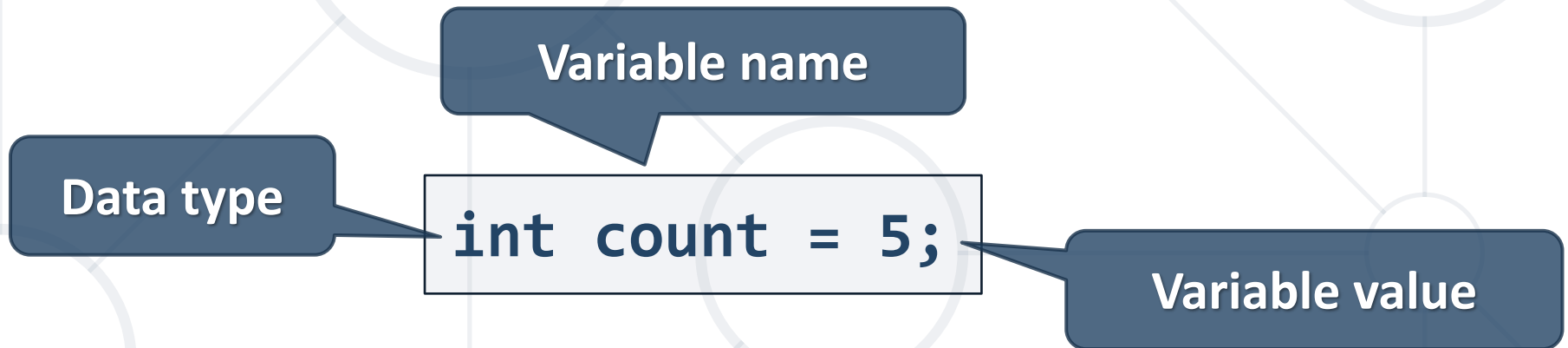
How Does Computing Work?

- Computers are machines that process data
 - Both program **instructions** and **data** are stored in the computer memory
 - **Data** is stored by using **variables**



Variables

- Variables have **name**, **data type** and **value**
 - Assignment is done by the operator "="
 - Example of variable definition and assignment



- When processed, data is stored back into variables

What Is a Data Type?

- A **data type**
 - Is a **domain of values** of similar characteristics
 - Defines the type of information stored in the computer memory (in a **variable**)
- Examples:
 - Positive integers: **1, 2, 3, ...**
 - Alphabetical characters: **a, b, c, ...**
 - Days of week: **Monday, Tuesday, ...**

Computer memory

Name	Type	Value
age	int	25
name	String	"Peter"
size	double	3.50

- A data type has:
 - **Name** (Java keyword)
 - **Size** (how much memory is used)
 - **Default value**
- Example:
 - Name: **int**
 - Size: **32 bits** (4 bytes)
 - Default value: **0**



int: sequence of 32 bits in the memory

int: 4 sequential bytes in the memory



Naming Variables

- Always refer to the naming **conventions** of a programming language
 - **camelCase** is used in Java
- Preferred form: **[Noun]** or **[Adjective] + [Noun]**
- Should explain the purpose of the variable (Always ask "**What does this variable contain?**")



`firstName, report, config, userList, fontSize`



`foo, bar, p, p1, populate, LastName, last_name`



- **Scope** - where you can access a variable (global, local)
- **Lifetime** - how long a variable stays in memory

Accessible in the **main()**

```
String outer = "I'm inside the Main()";  
for (int i = 0; i < 10; i++) {  
    String inner = "I'm inside the loop";  
}  
System.out.println(outer);  
// System.out.println(inner); Error
```

Accessible only in the loop

- Variable span is how long before a variable is called
- Always declare a variable as late as possible (e.g. shorter span)

```
static void main(String[] args) {  
    String outer = "I'm inside the main()";  
    for (int i = 0; i < 10; i++)  
        String inner = "I'm inside the loop";  
    System.out.println(outer);  
    // System.out.println(inner); Error  
}
```

"outer"
variable span

Keep Variable Span Short

- Shorter span simplifies the code
 - Improves its **readability** and **maintainability**

```
for (int i = 0; i < 10; i++) {  
    String inner = "I'm inside the loop";  
}  
String outer = "I'm inside the main()";  
System.out.println(outer);  
// System.out.println(inner); Error
```

"outer" variable
span – reduced



int

Integer Types in Java

int, long, short, byte

Integer Types in Java

Type	Default Value	Min Value	Max Value	Size
byte	0	-128 (-2^7)	127 (2^7-1)	8 bit
short	0	-32768 (-2^{15})	32767 ($2^{15} - 1$)	16 bit
int	0	-2147483648 (-2^{31})	2147483647 ($2^{31} - 1$)	32 bit
long	0	-9223372036854775808 (-2^{63})	9223372036854775807 ($2^{63}-1$)	64 bit



- Depending on the unit of measure we can use different data types

```
byte centuries = 20;
```

```
short years = 2000;
```

```
int days = 730484;
```

```
long hours = 17531616;
```

```
System.out.printf("%d centuries = %d years = %d days = %d hours.",  
    centuries, years, days, hours)
```

```
// 20 centuries = 2000 years = 730484 days = 17531616 hours.
```

Beware of Integer Overflow!

- Integers have **range** (minimal and maximal value)
- Integers could overflow → this leads to incorrect values


```
byte counter = 0;  
for (int i = 0; i < 130; i++) {  
    counter++;  
    System.out.println(counter);  
}
```



```
1  
2  
...  
127  
-128  
-127
```

- Examples of integer literals:
 - The '**0x**' and '**0X**' prefixes mean a hexadecimal value
 - E.g. **0xFE**, **0xA8F1**, **0xFFFFFFFF**
 - The '**l**' and '**L**' suffixes mean a **long**
 - E.g. **9876543L**, **0L**

```
int hexa = 0xFFFFFFFF; //-1
long number = 1L; //1
```



Problem: Convert Meters to Kilometres

- Write a program that converts meters to kilometers formatted to the second decimal point

- Examples:

1852	→	1.85		798	→	0.80
------	---	------	--	-----	---	------

```
Scanner scanner = new Scanner(System.in);
```

```
int meters = Integer.parseInt(scanner.nextLine());
```

```
double kilometers = meters / 1000.0;
```

```
System.out.printf("%.2f", kilometers);
```



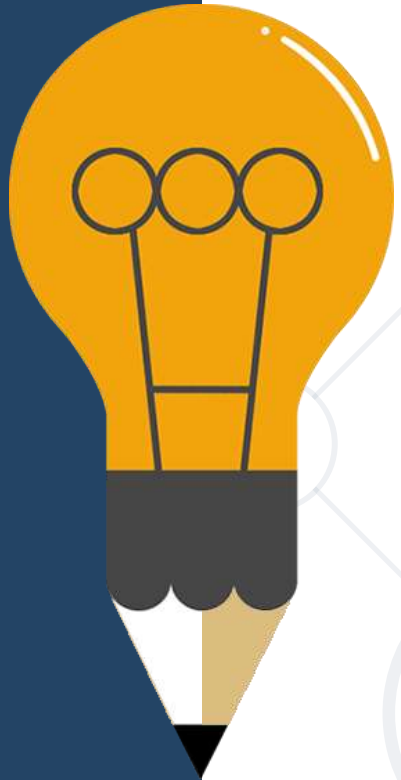
float

Real Number Types in Java

float and double


What are Floating-Point Types?

- **Floating-point** types:
 - Represent real numbers, e.g. **1.25**, **-0.38**
 - Have range and precision depending on the memory used
 - Sometimes behave abnormally in the calculations
 - May hold very small and very big values like **0.000000000000000001** and **100.0**



Floating-Point Numbers

- Floating-point types are:
 - **float** ($\pm 1.5 \times 10^{-45}$ to $\pm 3.4 \times 10^{38}$)
 - 32-bits, precision of 7 digits
 - **double** ($\pm 5.0 \times 10^{-324}$ to $\pm 1.7 \times 10^{308}$)
 - 64-bits, precision of 15-16 digits
- The default value of floating-point types:
 - Is **0.0F** for the **float** type
 - Is **0.0D** for the **double** type



- Difference in precision when using **float** and **double**:

```
float floatPI = 3.141592653589793238f;  
double doublePI = 3.141592653589793238;  
System.out.println("Float PI is: " + floatPI);  
System.out.println("Double PI is: " + doublePI);
```

3.1415927

3.141592653589793

- NOTE: The "**f**" suffix in the first statement!
 - Real numbers are by default interpreted as **double**
 - One should explicitly convert them to **float**

Problem: Pound to Dollars

- Write a program that converts **British pounds to US dollars** formatted to 3rd decimal point
- 1 British Pound = 1.31 Dollars



```
double num = Double.parseDouble(scanner.nextLine());  
double result = num * 1.31;  
System.out.printf("%.3f", result);
```

- Floating-point numbers can use the **scientific notation**, e.g.
 - **1e+34, 1E34, 20e-3, 1e-12, -6.02e28**

```
double d = 1000000000000000000000000000000000000000000000000.0;
System.out.println(d); // 1.0E34
double d2 = 20e-3;
System.out.println(d2); // 0.02
double d3 = Double.MAX_VALUE;
System.out.println(d3); //1.7976931348623157E308
```

- **Integral division and floating-point division are different:**


```
System.out.println(10 / 4);           // 2 (integral division)
System.out.println(10 / 4.0);        // 2.5 (real division)
System.out.println(10 / 0.0);        // Infinity
System.out.println(-10 / 0.0);       // -Infinity
System.out.println(0 / 0.0);         // NaN (not a number)
System.out.println(8 % 2.5);         // 0.5 (3 * 2.5 + 0.5 = 8)
System.out.println(10 / 0);          // ArithmeticException
```

- Sometimes floating-point numbers **work incorrectly!**
- Read more about **IEEE 754**

```
double a = 1.0f;
double b = 0.33f;
double sum = 1.33d;
System.out.printf("a+b=%f sum=%f equal=%b",
                  a+b, sum, (a + b == sum));
// a+b=1.33000001311302 sum=1.33 equal = false
double num = 0;
for (int i = 0; i < 10000; i++) num += 0.0001;
System.out.println(num); // 0.999999999999999062
```

BigDecimal

- Built-in Java Class
- Provides arithmetic operations
- Allows calculations with very **high precision**
- Used for financial calculations



```
BigDecimal number = new BigDecimal(0);  
number = number.add(BigDecimal.valueOf(2.5));  
number = number.subtract(BigDecimal.valueOf(1.5));  
number = number.multiply(BigDecimal.valueOf(2));  
number = number.divide(BigDecimal.valueOf(2));
```


Problem: Exact Sum of Real Numbers

- Write a program to enter **n** numbers and print their exact sum:

2
1000000000000000000000000
5



1000000000000000000000005

2
0.00000000000003
33333333333333.3



33333333333333.300000000003

Solution: Exact Sum of Real Numbers

```
int n = Integer.parseInt(sc.nextLine());
BigDecimal sum = new BigDecimal(0);
for (int i = 0; i < n; i++) {
    BigDecimal number = new BigDecimal(sc.nextLine());
    sum = sum.add(number);
}
System.out.println(sum);
```



Live Exercises

Integer and Real Numbers



Type Conversion

Implicit and Explicit Type Conversion

- Variables hold values of certain type
- Type can be **changed (converted)** to another type
 - **Implicit** type conversion (**lossless**): variable of bigger type (e.g. **double**) takes smaller value (e.g. **float**)

```
float heightInMeters = 1.74f;  
double maxHeight = heightInMeters;
```

Implicit conversion

- **Explicit** type conversion (**lossy**) – when precision can be lost:

```
double size = 3.14;  
int intSize = (int) size;
```

Explicit conversion

Problem: Centuries to Minutes

- Write program to enter an integer number of **centuries** and convert it to **years, days, hours** and **minutes**

1



1 centuries = 100 years = 36524 days
= 876576 hours = 52594560 minutes

5



5 centuries = 500 years = 182621 days
= 4382904 hours = 262974240 minutes

The output is
on one row

Solution: Centuries to Minutes

```
int centuries = Integer.parseInt(sc.nextLine());
int years = centuries * 100;
int days = (int) (years * 365.2422);
int hours = 24 * days;
int minutes = 60 * hours;
System.out.printf(
    "%d centuries = %d years = %d days = %d hours = %d minutes",
    centuries, years, days, hours, minutes);
```

The tropical year
has **365.2422** days

(int) converts
double to int



Boolean Type

True and False Values

- Boolean variables (**boolean**) hold **true** or **false**:

```
int a = 1;
int b = 2;
boolean greaterAB = (a > b);
System.out.println(greaterAB); // False
boolean equalA1 = (a == 1);
System.out.println(equalA1); // True
```

Problem: Special Numbers

- A number is special when its sum of digits is 5, 7 or 11
 - For all numbers **1...n** print the number and if it is special

20



1 -> False	8 -> False	15 -> False
2 -> False	9 -> False	16 -> True
3 -> False	10 -> False	17 -> False
4 -> False	11 -> False	18 -> False
5 -> True	12 -> False	19 -> False
6 -> False	13 -> False	20 -> False
7 -> True	14 -> True	

Solution: Special Numbers

```
int n = Integer.parseInt(sc.nextLine());
for (int num = 1; num <= n; num++) {
    int sumOfDigits = 0;
    int digits = num;
    while (digits > 0) {
        sumOfDigits += digits % 10;
        digits = digits / 10;
    }
    // TODO: check whether the sum is special
}
```



Character Type

Variables Holding a Letter or Special Char

- The **character** data type
 - Represents symbolic information
 - Is declared by the **char** keyword
 - Gives each symbol a corresponding integer code
 - Has a '**\0**' default value
 - Takes 16 bits of memory (from **U+0000** to **U+FFFF**)
 - Holds a single Unicode character (or part of character)

- Each **character** has an unique **Unicode** value (**int**):

```
char ch = 'a';
System.out.printf("The code of '%c' is: %d%n", ch, (int) ch);
ch = 'b';
System.out.printf("The code of '%c' is: %d%n", ch, (int) ch);
ch = 'A';
System.out.printf("The code of '%c' is: %d%n", ch, (int) ch);
ch = 'щ'; // Cyrillic letter 'sht'
System.out.printf("The code of '%c' is: %d%n", ch, (int) ch);
```

Problem: Reversed Chars

- Write a program that takes **3 lines of characters** and prints them in **reversed order** with a space between them
- Examples:



```
Scanner scanner = new Scanner(System.in);

char firstChar = scanner.nextLine().charAt(0);
char secondChar = scanner.nextLine().charAt(0);
char thirdChar = scanner.nextLine().charAt(0);

System.out.printf("%c %c %c",
    thirdChar, secondChar, firstChar);
```


- Escaping sequences are:
 - Represent a special character like `'`, `"` or `\n` (new line)
 - Represent system characters (like the [TAB] character `\t`)
- Commonly used escaping sequences are:
 - `\'` → for single quote `\"` → for double quote
 - `\\` → for backslash `\n` → for new line
 - `\uXXXX` → for denoting any other Unicode symbol

Character Literals – Example

```
char symbol = 'a'; // An ordinary character
symbol = '\u006F'; // Unicode character code in a
// hexadecimal format (Letter 'o')
symbol = '\u8449'; // 葉 (Leaf in Traditional Chinese)
symbol = '\,'; // Assigning the single quote character
symbol = '\\'; // Assigning the backslash character
symbol = '\n'; // Assigning new Line character
symbol = '\t'; // Assigning TAB character
symbol = "a"; // Incorrect: use single quotes!
```



"ABC"

String

Sequence of Letters

The String Data Type

- The string data type
 - Represents a sequence of characters
 - Is declared by the **String** keyword
 - Has a default value **null** (no value)
- Strings are enclosed in quotes:

```
String s = "Hello, Java";
```

- Strings can be concatenated
 - Using the **+** operator



- Strings are enclosed in quotes "":

```
String file = "C:\\Windows\\win.ini";
```

The backslash \ is
escaped by \\

- Format strings insert variable values by pattern:

```
String firstName = "Svetlin";  
String lastName = "Nakov";  
String fullName = String.format(  
    "%s %s", firstName, lastName);
```

- Combining the names of a person to obtain the full name:

```
String firstName = "Ivan";  
String lastName = "Ivanov";  
String fullName = String.format(  
    "%s %s", firstName, lastName);  
System.out.printf("Your full name is %s.", fullName);
```


- We can concatenate strings and numbers by the **+** operator:

```
int age = 21;  
System.out.println("Hello, I am " + age + " years old");
```

Problem: Concat Names

- Read first and last name and delimiter
- Print the first and last name joined by the delimiter

John
Smith
->



John->Smith

Linda
Terry
=>



Linda=>Terry

Jan
White
<->



Jan<->White

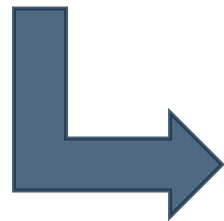
Lee
Lewis



Lee---Lewis

Solution: Concat Names

```
String firstName = sc.nextLine();  
String lastName = sc.nextLine();  
String delimiter = sc.nextLine();  
  
String result = firstName + delimiter + lastName;  
System.out.println(result);
```



Jan<->White



Live Exercises

Data Types

- **Variables** – store data
- Numeral types:
 - Represent **numbers**
 - Have **specific ranges** for every type
- String and text types:
 - Represent **text**
 - **Sequences of Unicode characters**
- Type conversion: **implicit** and **explicit**

